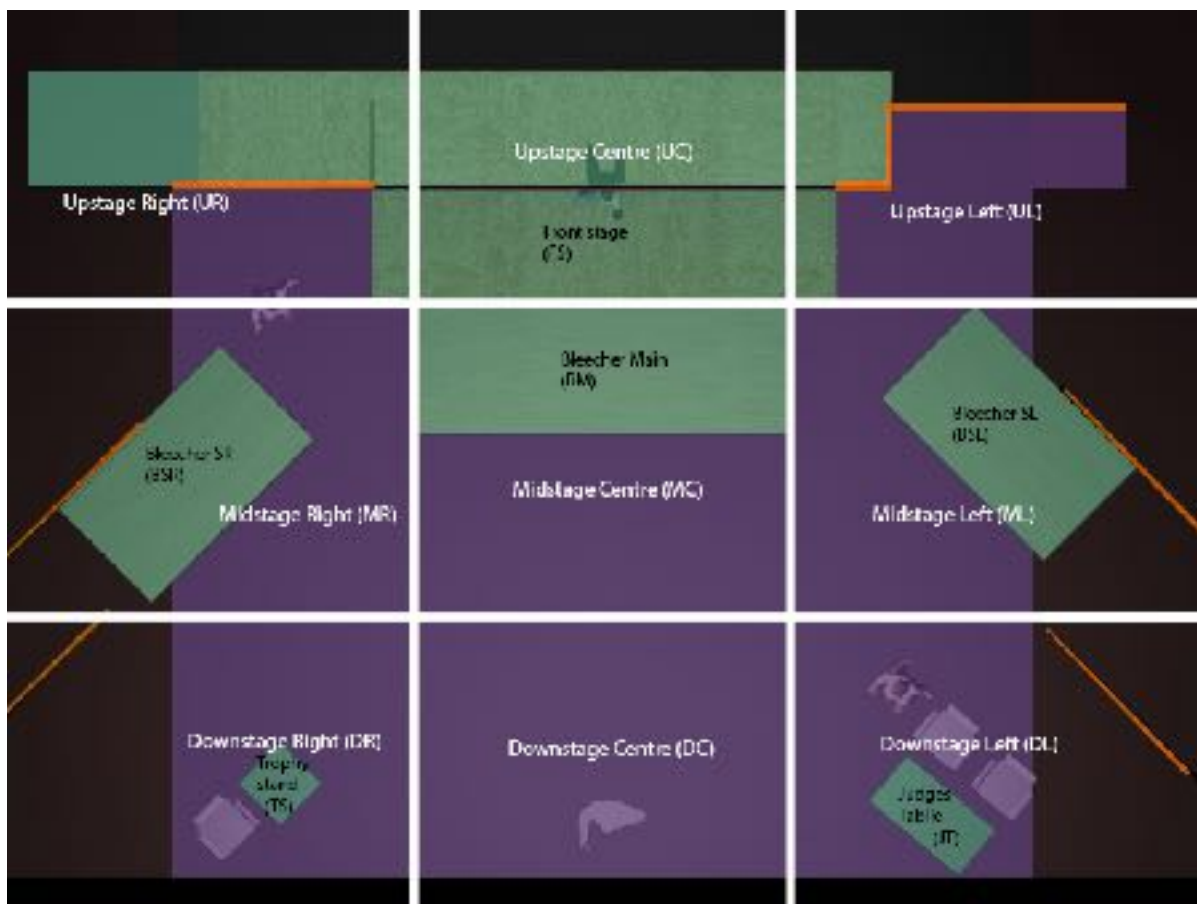


Preliminary Lighting Plan 25th Annual Putnam County Spelling Bee Kendal College FMP 2018




















Above - set design

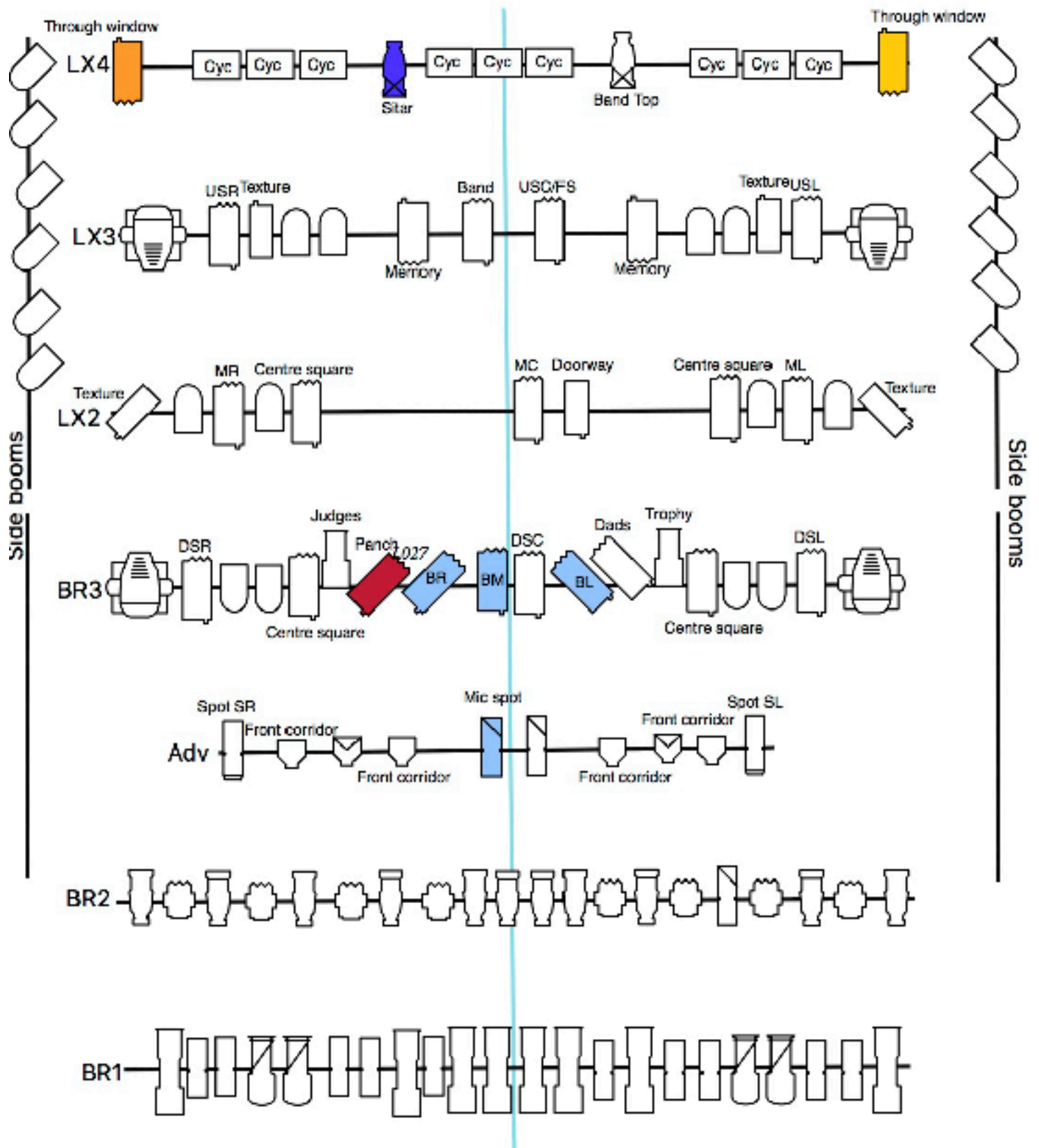


Above - Focus positions

Lighting plan key

	Pacific 14 - 35		CCT Starlette 1KW F
	Turbo Sil		Prelude 650w F
	Patt 263		CCT Freedom 28 - 58
	Pat 743		Prelude 16 - 30
			Par 64
	CCT Freedom 20 - 40		Cyc flood 1 kw
	CCT Freedom 15 - 32		
	freedom fresnel 6 - 50		
	Freedom PC		
	Selecon acclaim 24 - 44		
	acclaim 18 - 32		
	Robe Colorwash		

Lighting Plan



This is just a preliminary lighting plan at this stage though I think the body of it will not change too much. Possible additions

- adding another 2 movers - these will be Robe colorspots as I may need moving gobos. possible LX
- add some more back light on LX2
- Further spot - please see questions below
- Possible side boom from stage to throw shadows onto the walls of auditorium

I do have a couple of questions however.

1. Do we need to supply dmx cables?
2. Lanterns on BR1 are they all paired?
3. Profiles on BR2 can these be used as spotlights?
4. I do not know the profile lantern types on your side booms could you please give me this information
5. Are your house lights controllable from the lighting desk?
 1. We're looking at trying to make the whole auditorium feel like a school gym and at times I will need to bring up some light on the audience